



**Source**

Monoclonal Anti-HA-H3N2(Influenza A/Darwin/6/2021) Antibody, Mouse IgG1 (13A5) is a Mouse monoclonal antibody produced from a hybridoma created by fusing SP2/0 myeloma and Mouse B-lymphocytes.

**Clone**

13A5

**Species**

Mouse

**Isotype**

Mouse IgG1 | Mouse Kappa

**Conjugate**

Unconjugated

**Antibody Type**

Hybridoma Monoclonal

**Reactivity**

Virus

**Specificity**

This product is a specific antibody specifically reacts with HA.

**Application**

Application	Recommended Usage
ELISA	0.1-50 ng/mL

**Cross Verification**

This product can cross in Elisa with

Influenza A [A/Darwin/6/2021 (H3N2)] HA Protein, His Tag (Cat. No. HA2-V52H5).

Influenza A [A/Darwin/9/2021 (H3N2)] HA Protein, His Tag (Cat. No. HA2-V52H6).

Influenza A Virus HA (H3N2) Protein, His Tag (Cat. No. H32-V52H3).

This product No cross-reactivity in ELISA with Influenza A [Victoria/4897/2022] Hemagglutinin (HA) Protein, His Tag (Cat. No. HA1-V52H8).

Influenza A [Wisconsin/67/2022] Hemagglutinin (HA) Protein, His Tag (Cat. No. HA1-V52H7).

Influenza A [A/Victoria/2570/2019] Hemagglutinin (HA) Protein, His Tag (Cat. No. HA1-V52H6).

Influenza A [Sydney/5/2021 (H1N1)] HA Protein, His Tag (Cat. No. HA1-V52H4).

Influenza A (Vietnam/1194/2004(H5N1)) Hemagglutinin (HA) Protein, His Tag (Cat. No. HA1-V52H9).

Influenza A (Guangdong/18SF020(H5N6)) Hemagglutinin (HA) Protein, His Tag (Cat. No. HA6-V52H3).

Influenza A (turkey/Germany-MV/R2472/2014(H5N8)) HA Protein, His Tag (Cat. No. HA8-V52H3).

Influenza A (A/Shanghai/02/2013(H7N9)) Hemagglutinin (HA) Protein, His Tag (Cat. No. HA9-V52H3).

Influenza A [A/guinea fowl/Hong Kong/WF10/99(H9N2)] Hemagglutinin (HA) Protein, His Tag (Cat. No. HA2-V52H7).

**Purity**

>95% as determined by SDS-PAGE.

**Purification**

Protein A purified/ Protein G purified

**Formulation**

Lyophilized from 0.22 µm filtered solution in PBS, pH7.4 with trehalose as protectant.

Contact us for customized product form or formulation.

**Reconstitution**

Please see Certificate of Analysis for specific instructions.

*For best performance, we strongly recommend you to follow the reconstitution protocol provided in the CoA.*

**Storage**

For long term storage, the product should be stored at lyophilized state at -20°C or lower.

*Please avoid repeated freeze-thaw cycles.*

This product is stable after storage at:

- -20°C to -70°C for 12 months in lyophilized state;
- -70°C for 3 months under sterile conditions after reconstitution.

Discounts, Gifts,  
and more!



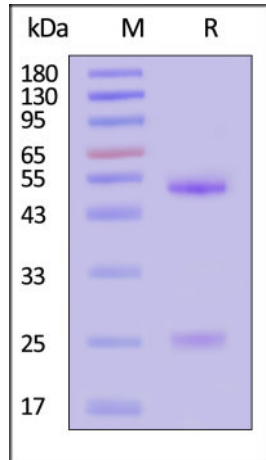
# Monoclonal Anti-HA-H3N2(Influenza A/Darwin/6/2021) Antibody, Mouse IgG1 (13A5)

Catalog # HA2-Y290



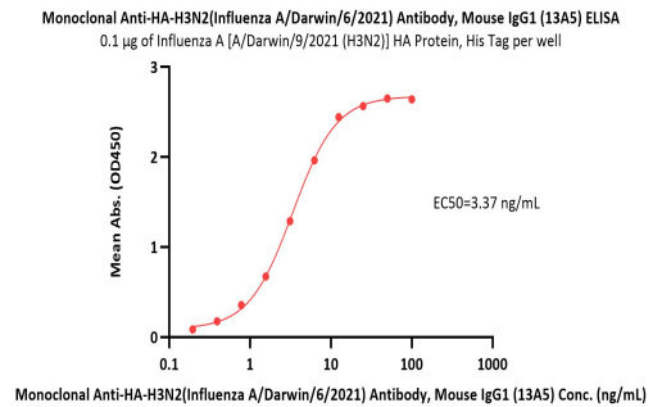
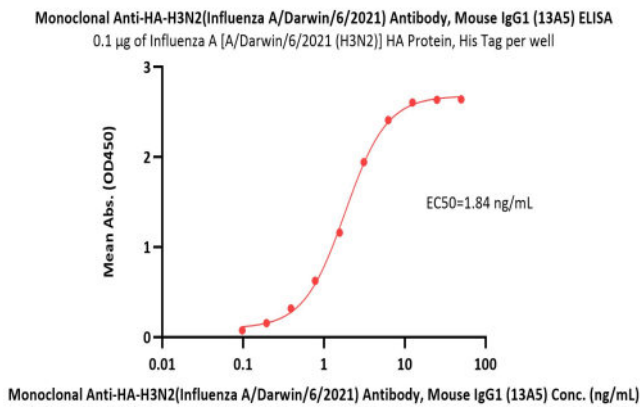
- Influenza B [Austria/1359417/2021 (B/Victoria lineage)] Hemagglutinin (HA) Protein, His Tag (Cat. No. HAE-V52H3).
- Influenza B [Phuket/3073/2013 (B/Yamagata lineage)] HA Protein, His Tag (Cat. No. HAE-V52H4).
- Influenza A [A/Bangkok/1/1979 (H3N2)] HA, His Tag (Cat. No. HA2-V52H3).
- Influenza A [A/Wisconsin/588/2019 (H1N1)] HA, His Tag (Cat. No. HA1-V52H3).
- Influenza A [A/Hong Kong/483/97 (H5N1)] HA, His Tag (Cat. No. HA1-V5229).

## SDS-PAGE



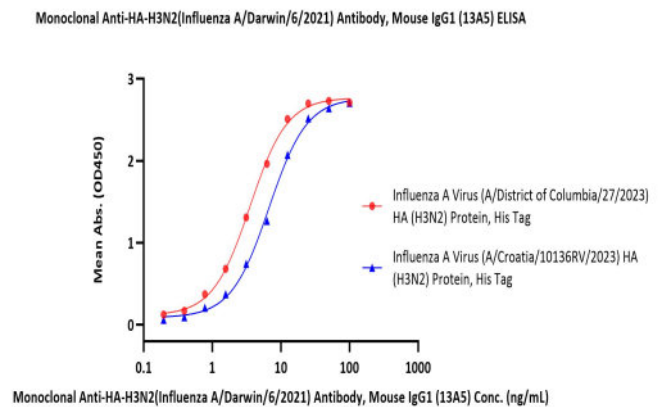
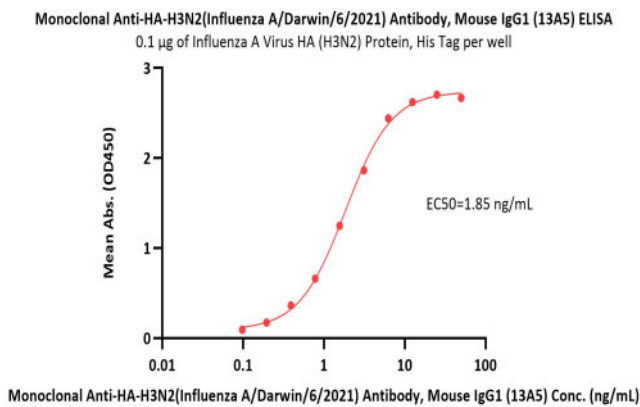
Monoclonal Anti-HA-H3N2(Influenza A/Darwin/6/2021) Antibody, Mouse IgG1 (13A5) on SDS-PAGE under reducing (R) condition. The gel was stained with Coomassie Blue. The purity of the protein is greater than 95% (With [Star Ribbon Pre-stained Protein Marker](#)).

## Bioactivity-ELISA



Immobilized Influenza A [A/Darwin/6/2021 (H3N2)] HA Protein, His Tag (Cat. No. HA2-V52H5) at 1 µg/mL (100 µL/well) can bind Monoclonal Anti-HA-H3N2(Influenza A/Darwin/6/2021) Antibody, Mouse IgG1 (13A5) (Cat. No. HA2-Y290) with a linear range of 0.1-6 ng/mL (QC tested).

Immobilized Influenza A [A/Darwin/9/2021 (H3N2)] HA Protein, His Tag (Cat. No. HA2-V52H6) at 1 µg/mL (100 µL/well) can bind Monoclonal Anti-HA-H3N2(Influenza A/Darwin/6/2021) Antibody, Mouse IgG1 (13A5) (Cat. No. HA2-Y290) with a linear range of 0.2-13 ng/mL (Routinely tested).



Immobilized Influenza A Virus HA (H3N2) Protein, His Tag (Cat. No. H32-V52H3) at 1 µg/mL (100 µL/well) can bind Monoclonal Anti-HA-

Protein, His Tag (Cat. No. H32-V52H4)/Influenza A Virus (A/District of



# Monoclonal Anti-HA-H3N2(Influenza A/Darwin/6/2021) Antibody, Mouse IgG1 (13A5)

Catalog # HA2-Y290

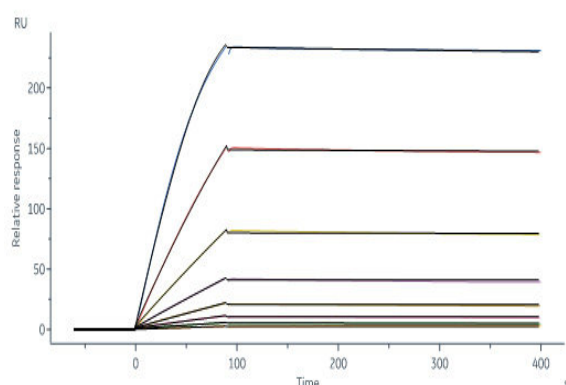


BIOSYSTEMS  
**Acro**

H3N2(Influenza A/Darwin/6/2021) Antibody, Mouse IgG1 (13A5) (Cat. No. HA2-Y290) with a linear range of 0.1-6 ng/mL (Routinely tested).

Columbia/27/2023) HA (H3N2) Protein, His Tag (Cat. No. H32-V52H5) at 1 µg/mL (100 µL/well) can bind Monoclonal Anti-HA-H3N2(Influenza A/Darwin/6/2021) Antibody, Mouse IgG1 (13A5) (Cat. No. HA2-Y290) with a linear range of 0.2-13 ng/mL (Routinely tested).

## Bioactivity-SPR



Influenza A [A/Darwin/6/2021 (H3N2)] HA Protein, His Tag (Cat. No. HA2-V52H5) captured on CM5 chip via anti-His antibody can bind Monoclonal Anti-HA-H3N2(Influenza A/Darwin/6/2021) Antibody, Mouse IgG1 (13A5) (Cat. No. HA2-Y290) with an affinity constant of 3.43 nM as determined in a SPR assay (Biacore 8K) (Routinely tested).

## Background

Neuraminidase (NA) and hemagglutinin (HA) are major membrane glycoproteins found on the surface of influenza virus. Hemagglutinin binds to the sialic acid-containing receptors on the surface of host cells during initial infection and at the end of an infectious cycle. Hemagglutinin also plays a major role in the determination of host range restriction and virulence. As a class I viral fusion protein, hemagglutinin is responsible for penetration of the virus into the cell cytoplasm by mediating the fusion of the membrane of the endocytosed virus particle with the endosomal membrane.

## Clinical and Translational Updates

Discounts, Gifts,  
and more!



➤ [www.acrobiosystems.com](http://www.acrobiosystems.com)

10/25/2024