



Synonym

GUCY2C, GUC2C, STAR, STA receptor, hSTAR, GC-C

Source

Cynomolgus GUCY2C, His Tag(GUC-C52H6) is expressed from human 293 cells (HEK293). It contains AA Ser 24 - Gln 430 (Accession # [XP_005570270.1](#)).

Predicted N-terminus: Ser 24

Molecular Characterization

GUCY2C(Ser 24 - Gln 430)
 XP_005570270.1 Poly-his

This protein carries a polyhistidine tag at the C-terminus.

The protein has a calculated MW of 48.0 kDa. The protein migrates as 60-90 kDa under reducing (R) condition (SDS-PAGE) due to glycosylation.

Endotoxin

Less than 1.0 EU per µg by the LAL method.

Purity

>90% as determined by SDS-PAGE.

>90% as determined by SEC-MALS.

Formulation

Lyophilized from 0.22 µm filtered solution in PBS, pH7.4 with trehalose as protectant.

Contact us for customized product form or formulation.

Reconstitution

Please see Certificate of Analysis for specific instructions.

For best performance, we strongly recommend you to follow the reconstitution protocol provided in the CoA.

Storage


For long term storage, the product should be stored at lyophilized state at -20°C or lower.

Please avoid repeated freeze-thaw cycles.

This product is stable after storage at:

- -20°C to -70°C for 12 months in lyophilized state;
- -70°C for 3 months under sterile conditions after reconstitution.

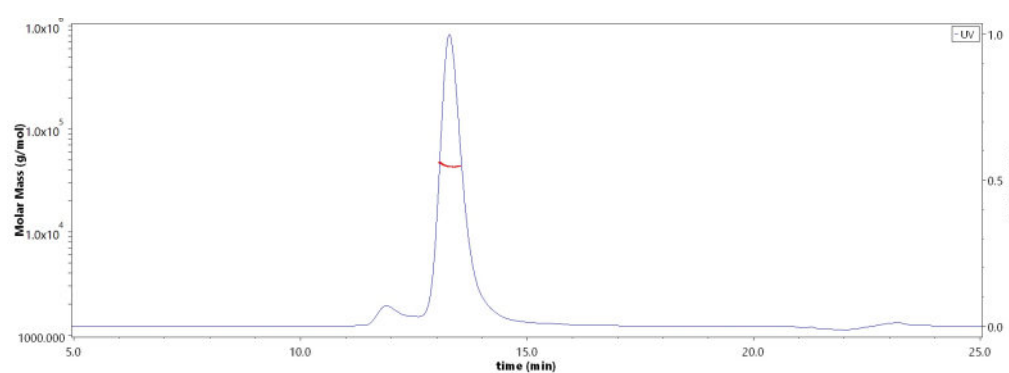
SDS-PAGE



Cynomolgus GUCY2C, His Tag on SDS-PAGE under reducing (R) condition. The gel was stained with Coomassie Blue. The purity of the protein is greater than 90%.

Bioactivity-ELISA

SEC-MALS

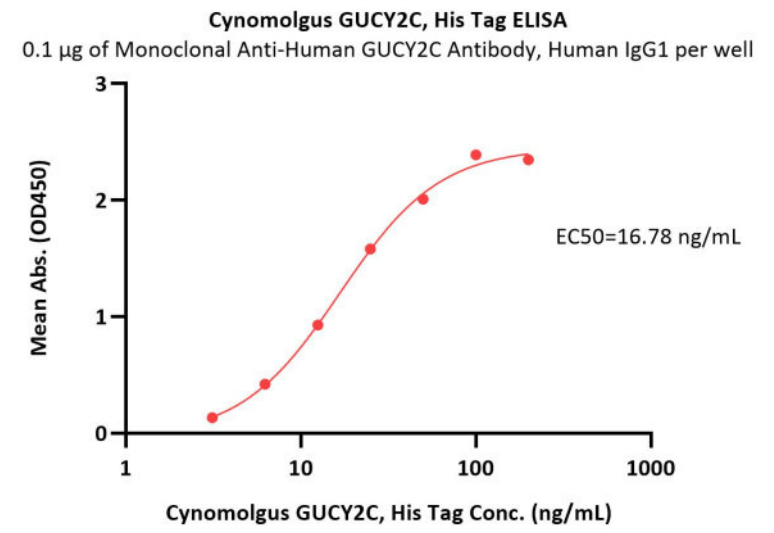
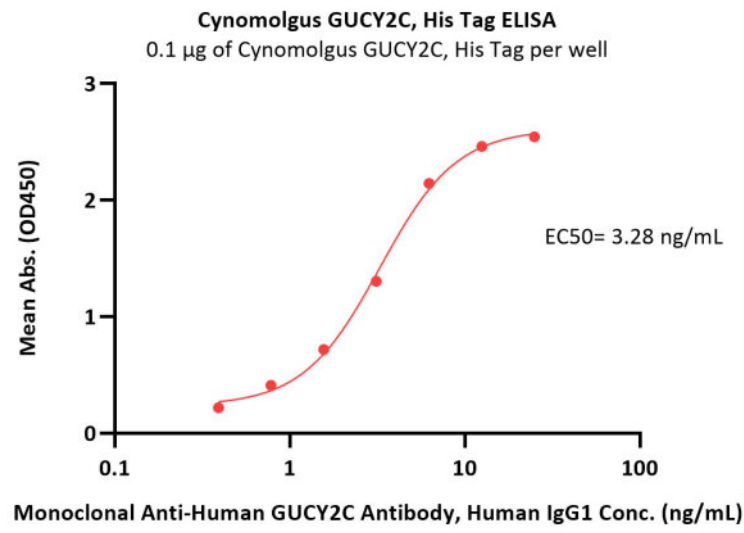


The purity of Cynomolgus GUCY2C, His Tag (Cat. No. GUC-C52H6) is more than 90% and the molecular weight of this protein is around 65-80 kDa verified by SEC-MALS.

[Report](#)

Discounts, Gifts,
and more!





Immobilized Cynomolgus GUCY2C, His Tag (Cat. No. GUC-C52H6) at 1 µg/mL (100 µL/well) can bind Monoclonal Anti-Human GUCY2C Antibody, Human IgG1 with a linear range of 0.3-6 ng/mL (QC tested).

Immobilized Monoclonal Anti-Human GUCY2C Antibody, Human IgG1 at 1 µg/mL (100 µL/well) can bind Cynomolgus GUCY2C, His Tag (Cat. No. GUC-C52H6) with a linear range of 3-25 ng/mL (Routinely tested).

Background

GUCY2C (Guanylyl Cyclase C), also known as heat-stable enterotoxin receptor, is a type I transmembrane protein of the guanylate cyclase (gc) family that signal by producing cGMP. Guanylate cyclase C (GUCY2C) and its hormones guanylin and uroguanylin have recently emerged as one paracrine axis defending intestinal mucosal integrity against mutational, chemical, and inflammatory injury. GUCY2C murine CAR-T cells recognized and killed human colorectal cancer cells endogenously expressing GUCY2C. Thus, we have identified a human GUCY2C-specific CAR-T cell therapy approach that may be developed for the treatment of GUCY2C-expressing metastatic colorectal cancer.

Clinical and Translational Updates

Discounts, Gifts,
and more!

